

Algorithms and Data Structures in C++

Complexity analysis

- ◆ Answers the question “How does the time needed for an algorithm scale with the problem size N ?”
 - ◆ Worst case analysis: maximum time needed over all possible inputs
 - ◆ Best case analysis: minimum time needed
 - ◆ Average case analysis: average time needed
 - ◆ Amortized analysis: average over a sequence of operations
- ◆ Usually only worst-case information is given since average case is much harder to estimate.

The O notation

- ◆ Is used for worst case analysis:

An algorithm is $O(f(N))$ if there are constants c and N_0 , such that for $N \geq N_0$ the time to perform the algorithm for an input size N is bounded by $t(N) < c f(N)$

- ◆ Consequences

- ◆ $O(f(N))$ is identically the same as $O(a f(N))$
- ◆ $O(a N^x + b N^y)$ is identically the same as $O(N^{\max(x,y)})$
- ◆ $O(N^x)$ implies $O(N^y)$ for all $y \geq x$

Notations

- ◆ Ω is used for best case analysis:

An algorithm is $\Omega(f(N))$ if there are constants c and N_0 , such that for $N \geq N_0$ the time to perform the algorithm for an input size N is bounded by $t(N) > c f(N)$

- ◆ Θ is used if worst and best case scale the same

An algorithm is $\Theta(f(N))$ if it is $\Omega(f(N))$ and $O(f(N))$

Time assuming 1 billion operations per second

Complexity	N=10	10^2	10^3	10^4	10^5	10^6
1	1 ns	1 ns	1 ns	1 ns	1 ns	1 ns
$\ln N$	3 ns	7 ns	10 ns	13 ns	17 ns	20 ns
N	10 ns	100 ns	1 μ s	10 μ s	100 μ s	1 ms
$N \log N$	33 ns	664 ns	10 μ s	133 μ s	1.7 ms	20 ms
N^2	100 ns	10 μ s	1 ms	100 ms	10 s	17 min
N^3	1 μ s	1 ms	1 s	17 min	11.5 d	31 a
2^N	1 μ s	10^{14} a	10^{285} a	10^{2996} a	10^{30086} a	10^{301013} a

Which algorithm do you prefer?

- ◆ When do you pick algorithm A, when algorithm B? The complexities are listed below

Algorithm A	Algorithm B	Which do you pick?
$O(\ln N)$	$O(N)$	
$O(\ln N)$	N	
$O(\ln N)$	$1000 N$	
$\ln N$	$O(N)$	
$1000 \ln N$	$O(N)$	
$\ln N$	N	
$\ln N$	$1000 N$	
$1000 \ln N$	N	

Complexity: example 1

- ◆ What is the O , Ω and Θ complexity of the following code?

```
double x;  
std::cin >> x;  
std::cout << std::sqrt(x);
```

Complexity: example 2

- ◆ What is the O , Ω and Θ complexity of the following code?

```
unsigned int n;  
std::cin >> n;  
for (int i=0; i<n; ++i)  
    std::cout << i*i << "\n";
```


Complexity: example 3

- ◆ What is the O , Ω and Θ complexity of the following code?

```
unsigned int n;  
std::cin >> n;  
for (int i=0; i<n; ++i) {  
    unsigned int sum=0;  
    for (int j=0; j<i; ++j)  
        sum += j;  
    std::cout << sum << "\n";  
}
```

Complexity: example 4

◆ What is the O , Ω and Θ complexity of the following two segments?

◆ Part 1:

```
unsigned int n;  
std::cin >> n;  
double* x=new double[n]; // allocate array of n numbers  
for (int i=0; i<n; ++i)  
    std::cin >> x[i];
```

◆ Part 2:

```
double y;  
std::cin >> y;  
for (int i=0; i<n; ++i)  
    if (x[i]==y) {  
        std::cout << i << "\n";  
        break;  
    }
```

Complexity: adding to an array (simple way)

- ◆ What is the complexity of adding an element to the end of an array?
 - ◆ allocate a new array with $N+1$ entries
 - ◆ copy N old entries
 - ◆ delete old array
 - ◆ write $(N+1)$ -st element

- ◆ The complexity is $O(N)$


Complexity: adding to an array (clever way)

- ◆ What is the complexity of adding an element to the end of an array?
 - ◆ allocate a new array with $2N$ entries, but mark only $N+1$ as used
 - ◆ copy N old entries
 - ◆ delete old array
 - ◆ write $(N+1)$ -st element
- ◆ The complexity is $O(N)$, but let's look at the next elements added:
 - ◆ mark one more element as used
 - ◆ write additional element
- ◆ The complexity here is $O(1)$
- ◆ The amortized (averaged) complexity for N elements added is

$$\frac{1}{N} (O(N) + (N-1)O(1)) = O(1)$$

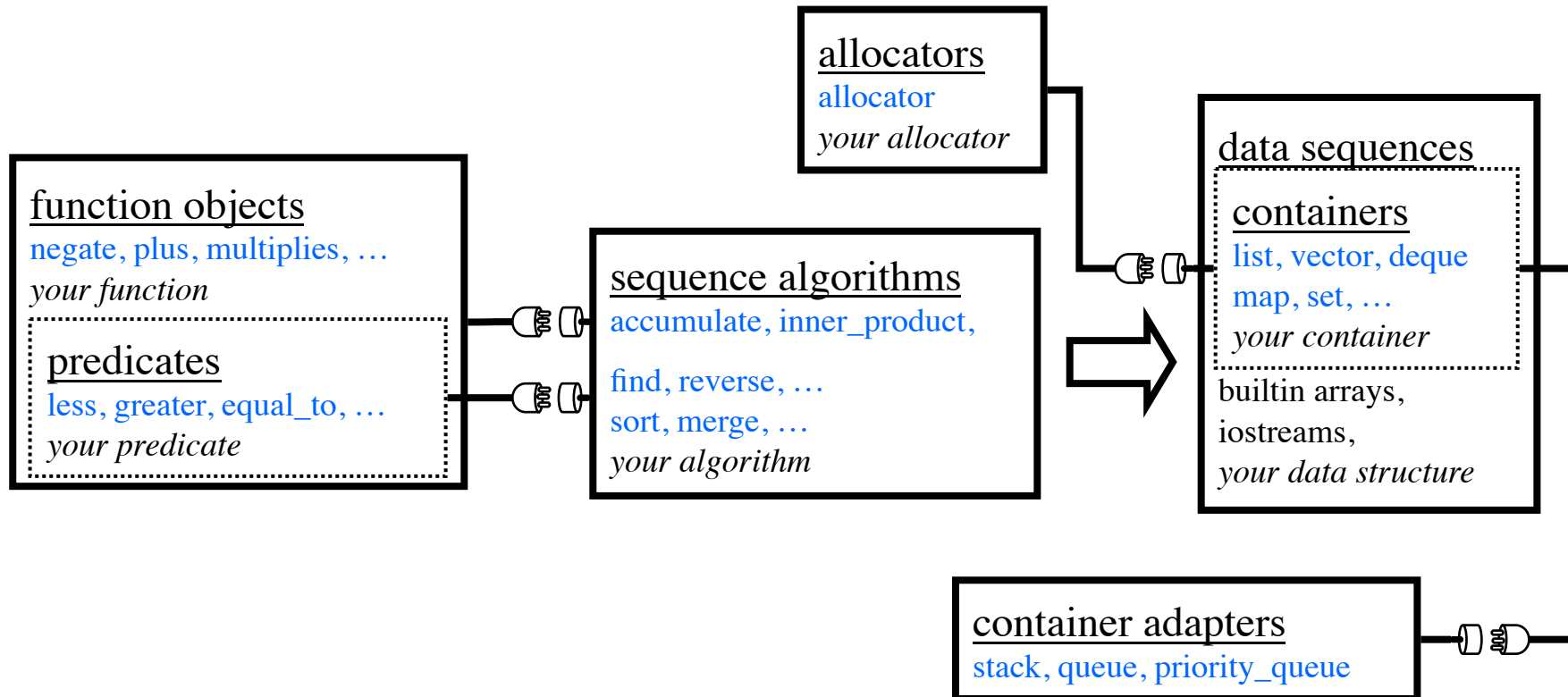
STL: Standard Template Library

- ◆ Most notable example of generic programming
- ◆ Widely used in practice
- ◆ Theory: Stepanov, Musser; Implementation: Stepanov, Lee



- ◆ *Standard* Template Library
 - ◆ Proposed to the ANSI/ISO C++ Standards Committee in 1994.
 - ◆ After small revisions, part of the official C++ standard in 1997.

The standard C++ library



The `string` and `wstring` classes

- ◆ are very useful class to manipulate strings
 - ◆ `string` for standard ASCII strings (e.g. “English”)
 - ◆ `wstring` for wide character strings (e.g. “日本語”)
- ◆ Contains many useful functions for string manipulation
 - ◆ Adding strings
 - ◆ Counting and searching of characters
 - ◆ Finding substrings
 - ◆ Erasing substrings
 - ◆ ...
- ◆ Since this is not very important for numerical simulations I will not go into details. Please read your C++ book

The `pair` template

```
◆ template <class T1, class T2> class pair {  
    public:  
        T1 first;  
        T2 second;  
        pair(const T1& f, const T2& s)  
            : first(f), second(s)  
        {}  
};
```

◆ will be useful in a number of places

Data structures in C++

- ◆ We will discuss a number of data structures and their implementation in C++:

- ◆ Arrays:

- ◆ C array
- ◆ `vector`
- ◆ `valarray`
- ◆ `deque`

- ◆ Linked lists:

- ◆ `list`

- ◆ Trees


- ◆ `map`
- ◆ `set`
- ◆ `multimap`
- ◆ `multiset`

- ◆ Queues and stacks

- ◆ `queue`
- ◆ `priority_queue`
- ◆ `stack`

The array or vector data structure

- ◆ An array/vector is a consecutive range in memory



- ◆ Advantages

- ◆ Fast $O(1)$ access to arbitrary elements: $a[i]$ is $* (a+i)$
- ◆ Profits from cache effects
- ◆ Insertion or removal at the end is $O(1)$
- ◆ Searching in a sorted array is $O(\ln N)$

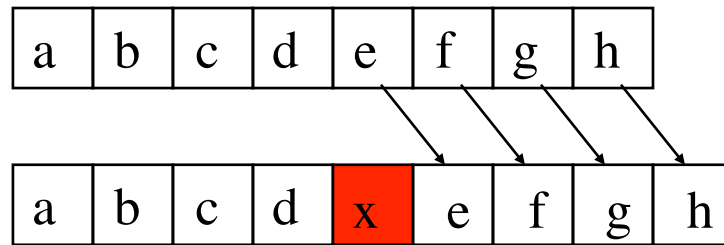
- ◆ Disadvantage

- ◆ Insertion and removal at arbitrary positions is $O(N)$

Slow $O(N)$ insertion and removal in an array

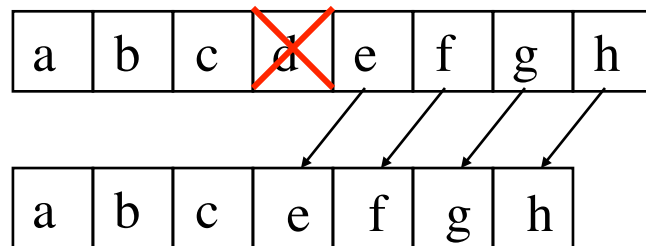
◆ Inserting an element

- ◆ Need to copy $O(N)$ elements



◆ Removing an element

- ◆ Also need to copy $O(N)$ elements

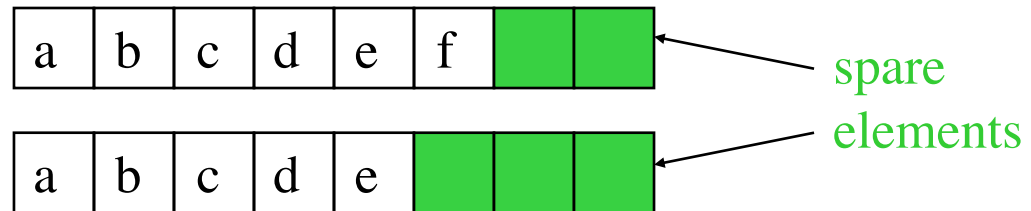


Fast $O(1)$ removal and insertion at the end of an array

◆ Removing the last element

◆ Just change the size

◆ Capacity 8, size 6:



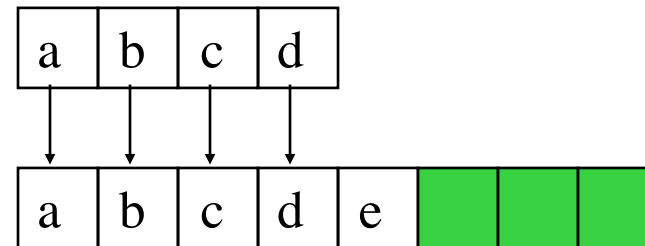
◆ Capacity 8, size 5:



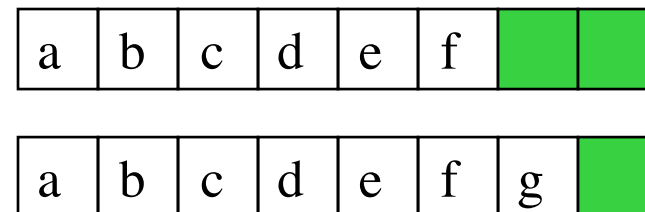
◆ Inserting elements at the end

◆ Is amortized $O(1)$

◆ first double the size and copy in $O(N)$:



◆ then just change the size:

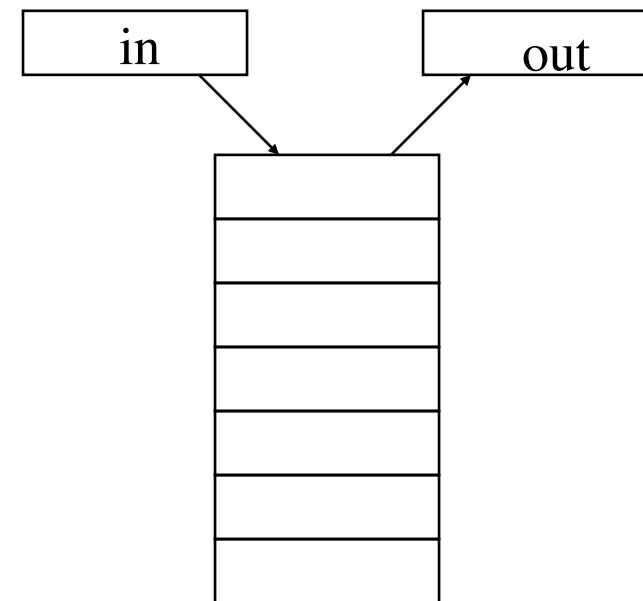


The deque data structure (double ended queue)

- ◆ Is a variant of an array, more complicated to implement
 - ◆ See a data structures book for details
- ◆ In addition to the array operations also the insertion and removal at beginning is $O(1)$
- ◆ Is needed to implement queues

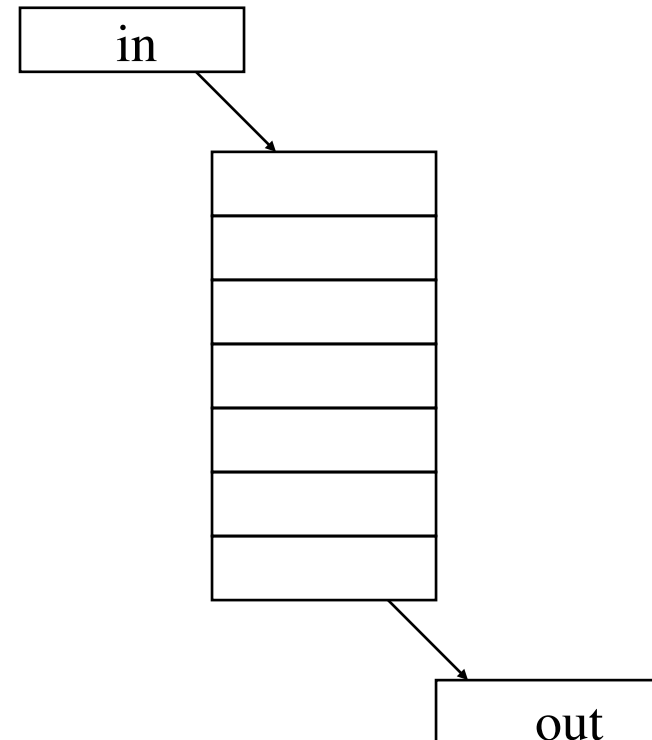
The stack data structure

- ◆ Is like a pile of books
 - ◆ LIFO (last in first out): the last one in is the first one out
- ◆ Allows in $O(1)$
 - ◆ Pushing an element to the top of the stack
 - ◆ Accessing the top-most element
 - ◆ Removing the top-most element



The queue data structure

- ◆ Is like a queue in the Mensa
 - ◆ FIFO (first in first out): the first one in is the first one out
- ◆ Allows in $O(1)$
 - ◆ Pushing an element to the end of the queue
 - ◆ Accessing the first and last element
 - ◆ Removing the first element

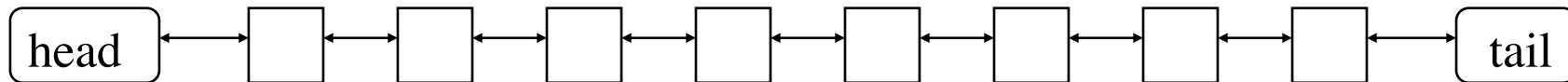


The priority queue data structure

- ◆ Is like a queue in the Mensa, but professors are allowed to go to the head of the queue (not passing other professors though)
 - ◆ The element with highest priority (as given by the $<$ relation) is the first one out
 - ◆ If there are elements with equal priority, the first one in the queue is the first one out
- ◆ There are a number of possible implementations, look at a data structure book for details

The linked list data structure

- ◆ An linked list is a collection of objects linked by pointers into a one-dimensional sequence



- ◆ Advantages

- ◆ Fast $O(1)$ insertion and removal anywhere
 - ◆ Just reconnect the pointers

- ◆ Disadvantage

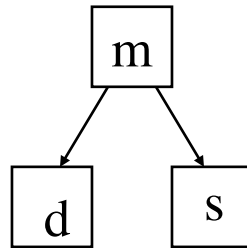
- ◆ Does not profit from cache effects
- ◆ Access to an arbitrary element is $O(N)$
- ◆ Searching in a list is $O(N)$

The tree data structures

- ◆ An array needs
 - ◆ $O(N)$ operations for arbitrary insertions and removals
 - ◆ $O(1)$ operations for random access
 - ◆ $O(N)$ operations for searches
 - ◆ $O(\ln N)$ operations for searches in a sorted array
- ◆ A list needs
 - ◆ $O(1)$ operations for arbitrary insertions and removals
 - ◆ $O(N)$ operations for random access and searches
- ◆ What if both need to be fast? Use a tree data structure:
 - ◆ $O(\ln N)$ operations for arbitrary insertions and removals
 - ◆ $O(\ln N)$ operations for random access and searches

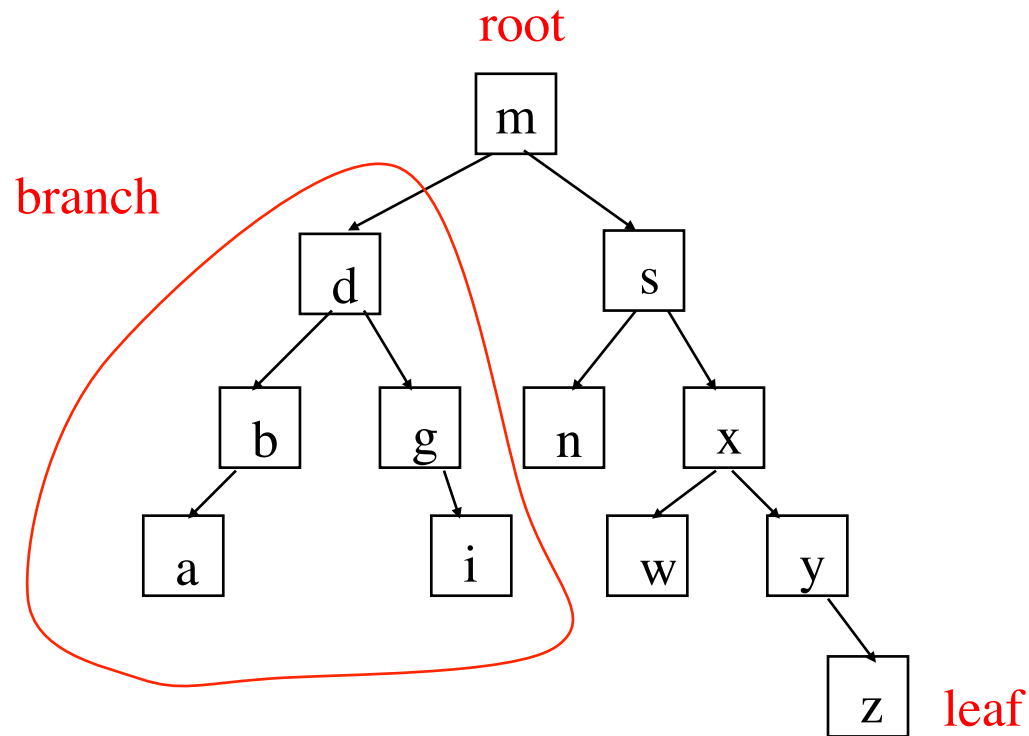
A node in a binary tree

- ◆ Each node is always linked to two child nodes
 - ◆ The left child is always smaller
 - ◆ The right child node is always larger



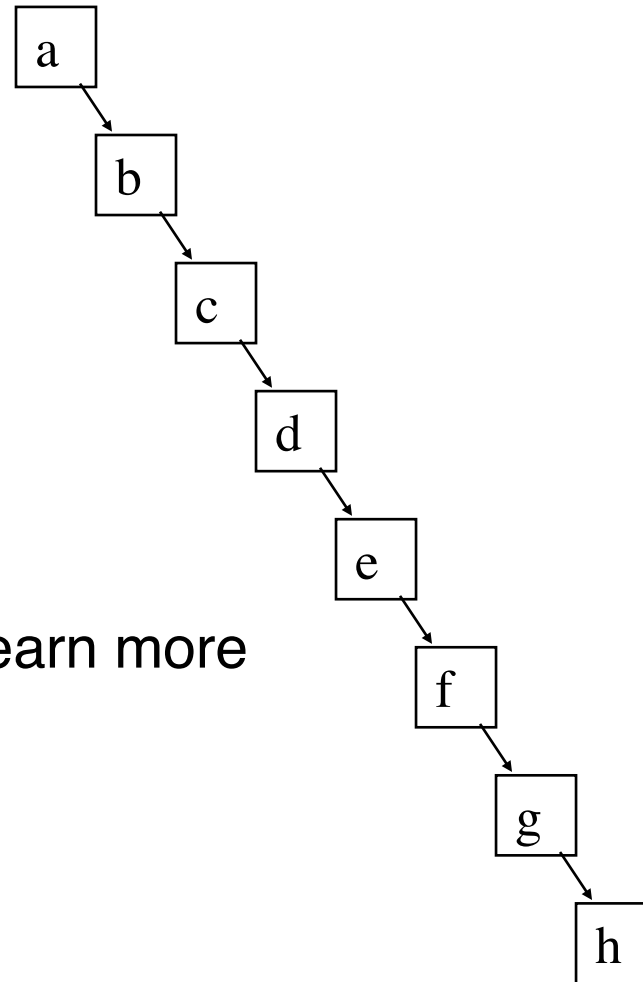
A binary tree

- ◆ Can store $N=2^{n-1}$ nodes in a tree of height n
 - ◆ Any access needs at most $n = O(\ln N)$ steps
- ◆ Example: a tree of height 5 with 12 nodes



Unbalanced trees

- ◆ Trees can become unbalanced
 - ◆ Height is no longer $O(\ln N)$ but $O(N)$
 - ◆ All operations become $O(N)$
- ◆ Solutions
 - ◆ Rebalance the tree
 - ◆ Use self-balancing trees
- ◆ Look into a data structures book to learn more



Tree data structures in the C++ standard

- ◆ Fortunately the C++ standard contains a number of self-balancing tree data structures suitable for most purposes:
 - ◆ `set`
 - ◆ `multiset`
 - ◆ `map`
 - ◆ `multimap`
- ◆ But be aware that computer scientists know a large number of other types of trees and data structures
 - ◆ Read the books
 - ◆ Ask the experts

The container concept in the C++ standard

- ◆ Containers are sequences of data, in any of the data structures
 - ◆ `vector<T>` is an array of elements of type T
 - ◆ `list<T>` is a doubly linked list of elements of type T
 - ◆ `set<T>` is a tree of elements of type T
 - ◆ ...
- ◆ The standard assumes the following requirements for the element T of a container:
 - ◆ **default constructor** `T ()`
 - ◆ **assignment** `T& operator=(const T&)`
 - ◆ **copy constructor** `T(const T&)`
 - ◆ Note once again that assignment and copy have to produce **identical** copy: in the Penna model the copy constructor should not mutate!

Connecting Algorithms to Sequences

```
find( s, x ) :=  
  pos ← start of s  
  while pos not at end of s  
    if element at pos in s == x  
      return pos  
    pos ← next position  
  return pos
```

```
int find( char const(&s)[4], char x )  
{  
  int pos = 0;  
  while (pos != sizeof(s))  
  {  
    if ( s[pos] == x )  
      return pos;  
    ++pos;  
  }  
  return pos;  
}
```

```
struct node  
{  
  char value;  
  node* next;  
};
```

```
node* find( node* const s, char x )  
{  
  node* pos = s;  
  while (pos != 0)  
  {  
    if ( pos->value == x )  
      return pos;  
    pos = pos->next;  
  }  
  return pos;  
}
```


Connecting Algorithms to Sequences

```
find( s, x ) :=  
  pos ← start of s  
  while pos not at end of s  
    if element at pos in s == x  
      return pos  
    pos ← next position  
  return pos
```

```
char* find(char const(&s)[4], char x)  
{  
  char* pos = s;  
  while (pos != s + sizeof(s))  
  {  
    if ( *pos == x )  
      return pos;  
    ++pos;  
  }  
  return pos;  
}
```

```
struct node  
{  
  char value;  
  node* next;  
};
```

```
node* find( node* const s, char x )  
{  
  node* pos = s;  
  while (pos != 0)  
  {  
    if ( pos->value == x )  
      return pos;  
    pos = pos->next;  
  }  
  return pos;  
}
```

Connecting Algorithms to Sequences

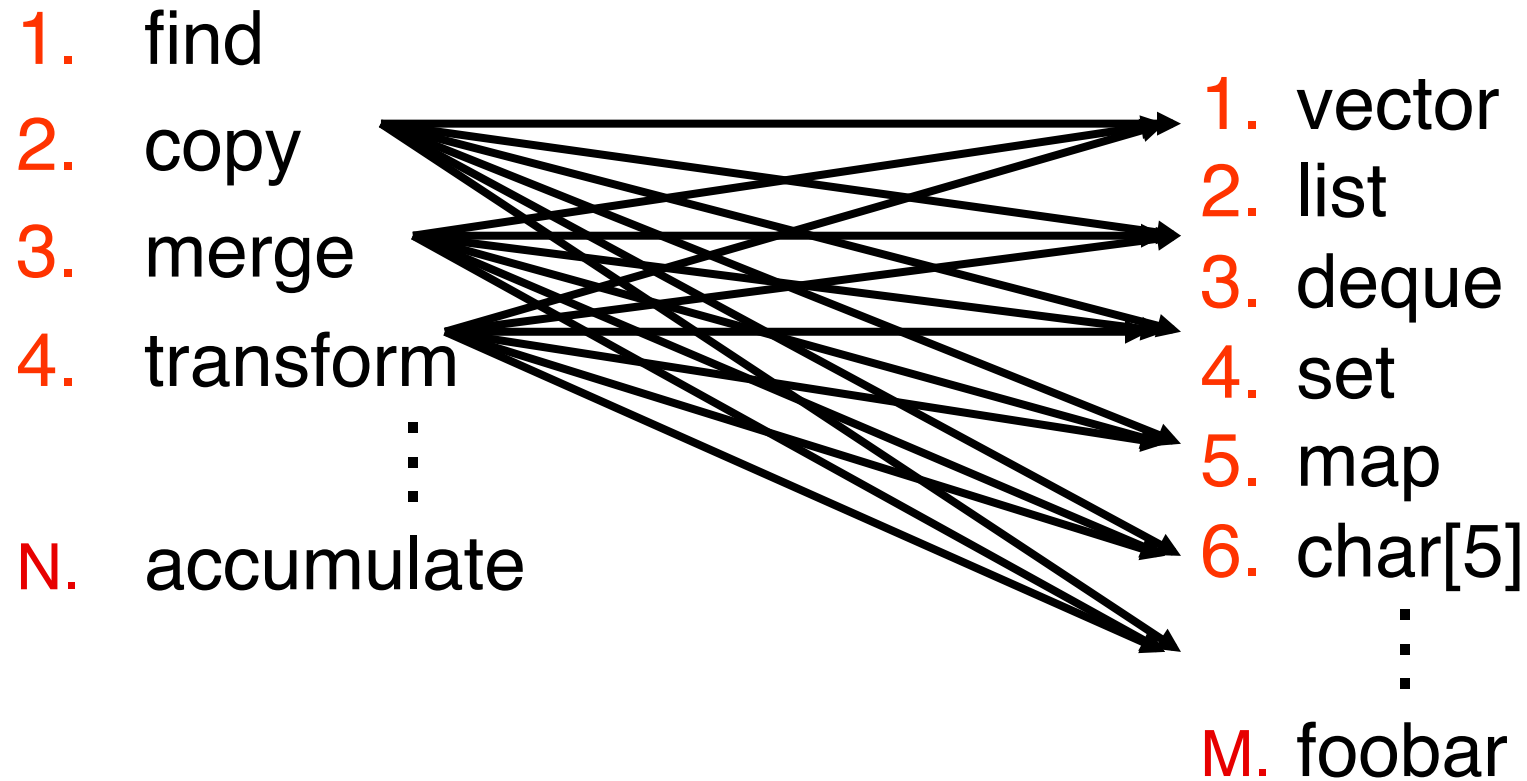
```
find( s, x ) :=  
  pos ← start of s  
  while pos not at end of s  
    if element at pos in s == x  
      return pos  
    pos ← next position  
  return pos
```

```
char* find(char const(&s)[4], char x)  
{  
  char* pos = s;  
  while (pos != s + sizeof(s))  
  {  
    if (*pos == x)  
      return pos;  
    ++pos;  
  }  
  return pos;  
}
```

```
struct node  
{  
  char value;  
  node* next;  
};
```

```
node* find( node* const s, char x )  
{  
  node* pos = s;  
  while (pos != 0)  
  {  
    if (pos->value == x)  
      return pos;  
    pos = pos->next;  
  }  
  return pos;  
}
```

NxM Algorithm Implementations?



F. T. S. E.

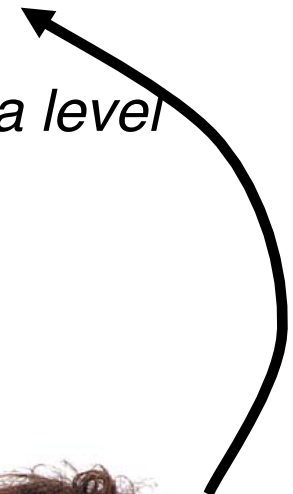
Fundamental Theorem of Software Engineering

"We can solve any problem by introducing an extra level of indirection"

--Butler Lampson



Andrew Koenig



Iterators to the Rescue

- ◆ Define a common interface for
 - ◆ traversal
 - ◆ access
 - ◆ positional comparison
- ◆ Containers provide iterators
- ◆ Algorithms operate on pairs of iterators

```
template <class Iter, class T>
Iter find( Iter start, Iter finish, T x )
{
    Iter pos = start;
    for (; pos != end; ++pos)
    {
        if ( *pos == x )
            return pos;
    }
    return pos;
}
```

```
struct node_iterator
{
    // ...
    char& operator*() const
    { return n->value; }

    node_iterator& operator++()
    { n = n->next; return *this; }
private:
    node* n;
};
```

Describe Concepts for `std::find`

```
template <class Iter, class T>
Iter find(Iter start, Iter finish, T x)
{
    Iter pos = start;
    for (; pos != finish; ++pos)
    {
        if ( *pos == x )
            return pos;
    }
    return pos;
}
```

- ◆ Concept Name?
- ◆ Valid expressions?
- ◆ Preconditions?
- ◆ Postconditions?
- ◆ Complexity guarantees?
- ◆ Associated types?

Traversing an array and a linked list

◆ Two ways for traversing an array ◆ Traversing a linked list

◆ Using an index:

```
T* a = new T[size];  
for (int n=0;n<size;++n)  
    cout << a[n];
```

◆ Using pointers:

```
for (T* p = a;  
     p !=a+size;  
     ++p)  
    cout << *p;
```

```
template <class T> struct node  
{  
    T value; // the element  
    node<T>* next; // the next Node  
};
```

```
template<class T> struct list  
{  
    node<T>* first;  
};  
list<T> l;
```

```
...  
for (node<T>* p=l.first;  
     p!=0;  
     p=p->next)  
    cout << p->value;
```

Generic traversal

- ◆ Can we traverse a vector and a list in the same way?

- ◆ Instead of

```
for (T* p = a;  
     p != a+size;  
     ++p)  
    cout << *p;
```

- ◆ We want to write

```
for (iterator p = a.begin();  
     p != a.end();  
     ++p)  
    cout << *p;
```

- ◆ Instead of

```
for (node<T>* p=l.first;  
     p!=0;  
     p=p->next)  
    cout << p->value;
```

- ◆ We want to write

```
for (iterator p = l.begin();  
     p != l.end();  
     ++p)  
    cout << *p;
```


Implementing iterators for the array

```
template<class T>
class Array {
public:
    typedef T* iterator;
    typedef unsigned size_type;
    Array();
    Array(size_type);

    iterator begin()
    { return p_; }
    iterator end()
    { return p_+sz_; }

private:
    T* p_;
    size_type sz_;
};
```

◆ Now allows the desired syntax:

```
for (Array<T>::iterator p =
    a.begin();
    p !=a.end();
    ++p)
    cout << *p;
```

◆ Instead of

```
for (T* p = a.p_;
    p !=a.p_+a.sz_;
    ++p)
    cout << *p;
```

Implementing iterators for the linked list

```
template <class T>
    struct node_iterator {
        Node<T>* p;
        node_iterator(Node<T>* q)
            : p(q) {}

        node_iterator<T>& operator++()
        { p=p->next;}

        T* operator ->()
        { return &(p->value);}

        T& operator*()
        { return p->value;}

        bool operator!=(const
            node_iterator<T>& x)
        { return p!=x.p;}

        // more operators missing ...
    };
```

```
template<class T>
    class list {
        Node<T>* first;
    public:
        typedef node_iterator<T> iterator;

        iterator begin()
        { return iterator(first);}

        iterator end()
        { return iterator(0);}

    };
```

◆ Now also allows the desired syntax:

```
for (List<T>::iterator p = l.begin();
     p !=l.end();
     ++p)
    cout << *p;
```

Iterators

- ◆ have the same functionality as pointers
- ◆ including pointer arithmetic!
 - ◆ `iterator a,b; cout << b-a; // # of elements in [a,b[`
- ◆ exist in several versions
 - ◆ forward iterators ... move forward through sequence
 - ◆ backward iterators ... move backwards through sequence
 - ◆ bidirectional iterators ... can move any direction
 - ◆ input iterators ... can be read: `x=*p;`
 - ◆ output iterators ... can be written: `*p=x;`
- ◆ and all these in const versions (except output iterators)

Container requirements

- ◆ There are a number of requirements on a container that we will now discuss based on the handouts

Containers and sequences

- ◆ A container is a collection of elements in a data structure
- ◆ A sequence is a container with a linear ordering (not a tree)
 - ◆ vector
 - ◆ deque
 - ◆ list
- ◆ An associative container is based on a tree, finds element by a key
 - ◆ map
 - ◆ multimap
 - ◆ set
 - ◆ multiset
- ◆ The properties are defined on the handouts from the standard
 - ◆ A few special points mentioned on the slides

Sequence constructors

◆ A sequence is a linear container (vector, deque, list,...)

◆ Constructors

◆ `container()` ... empty container

◆ `container(n)` ... n elements with default value

◆ `container(n, x)` ... n elements with value x

◆ `container(c)` ... copy of container c

◆ `container(first, last)` ... first and last are iterators

◆ container with elements from the range [first,last[

◆ Example:

```
◆ std::list<double> l;
```

```
// fill the list
```

```
...
```

```
// copy list to a vector
```

```
std::vector<double> v(l.begin(), l.end());
```

Direct element access in deque and vector

- ◆ Optional element access (not implemented for all containers)
 - ◆ `T& container[k]` ... k-th element, no range check
 - ◆ `T& container.at(k)` ... k-th element, with range check
 - ◆ `T& container.front()` ... first element
 - ◆ `T& container.back()` ... last element

Inserting and removing at the beginning and end

- ◆ For all sequences: inserting/removing at end
 - ◆ `container.push_back(T x)` // add another element at end
 - ◆ `container.pop_back()` // remove last element
- ◆ For list and deque (stack, queue)
 - ◆ `container.push_first(T x)` // insert element at start
 - ◆ `container.pop_first()` // remove first element

Inserting and erasing anywhere in a sequence

- ◆ List operations (slow for vectors, deque etc.!)
 - ◆ `insert (p, x)` // insert x before p
 - ◆ `insert (p, n, x)` // insert n copies of x before p
 - ◆ `insert (p, first, last)` // insert [first,last[before p
 - ◆ `erase (p)` // erase element at p
 - ◆ `erase (first, last)` // erase range[first,last[
 - ◆ `clear ()` // erase all

Vector specific operations

◆ Changing the size

- ◆ `void resize(size_type)`
- ◆ `void reserve(size_type)`
- ◆ `size_type capacity()`

◆ Note:

- ◆ `reserve` and `capacity` regard memory *allocated* for vector!
- ◆ `resize` and `size` regard memory currently used for vector data

◆ Assignments

- ◆ `container = c` ... copy of container `c`
- ◆ `container.assign(n)` ... assign `n` elements the default value
- ◆ `container.assign(n, x)` ... assign `n` elements the value `x`
- ◆ `container.assign(first, last)` ... assign values from the range `[first, last[`

◆ Watch out: assignment does not allocate, do a `resize` before!

The `valarray` template

- ◆ acts like a vector but with additional (mis)features:
 - ◆ No iterators
 - ◆ No reserve
 - ◆ Resize is fast but **erases** contents
- ◆ for numeric operations are defined:

```
std::valarray<double> x(100), y(100), z(100);  
x=y+exp(z);
```

- ◆ **Be careful: it is not the fastest library!**
- ◆ **We will learn about faster libraries later**

Sequence adapters: `queue` and `stack`

- ◆ are based on deques, but can also use vectors and lists
 - ◆ `stack` is first in-last out
 - ◆ `queue` is first in-first out
 - ◆ `priority_queue` prioritizes with `<` operator
- ◆ **stack functions**
 - ◆ `void push(const T& x) ...` insert at top
 - ◆ `void pop() ...` removes top
 - ◆ `T& top()`
 - ◆ `const T& top() const`
- ◆ **queue functions**
 - ◆ `void push(const T& x) ...` inserts at end
 - ◆ `void pop() ...` removes front
 - ◆ `T& front()`, `T& back()`,
`const T& front()`, `const T& back()`

list -specific functions

- ◆ The following functions exist only for `std::list`:

- ◆ `splice`

- ◆ joins lists without copying, moves elements from one to end of the other

- ◆ `sort`

- ◆ optimized sort, just relinks the list without copying elements

- ◆ `merge`

- ◆ preserves order when “splicing” sorted lists

- ◆ `remove(T x)`

- ◆ `remove_if(criterion)`

- ◆ `criterion` is a function object or function, returning a `bool` and taking a `const T&` as argument, see Penna model

- ◆ example:

- ```
bool is_negative(const T& x) { return x<0;}
```

- ◆ can be used like

- ```
list.remove_if(is_negative);
```

The `map` class

- ◆ implements associative arrays

- ◆

```
map<std::string, long> phone_book;
phone_book["Troyer"] = 32589;
phone_book["Heeb"] = 32591;
if (phone_book[name])
    cout << "The phone number of " << name << " is "
        << phone_book[name];
else
    cout << name << "'s phone number is unknown!";
```

- ◆ is implemented as a tree of `pairs`

- ◆ Take care:

- ◆ `map<T1, T2>::value_type` is `pair<T1, T2>`

- ◆ `map<T1, T2>::key_type` is `T1`

- ◆ `map<T1, T2>::mapped_type` is `T2`

- ◆ `insert`, `remove`, ... are sometimes at first sight confusing for a `map`!

Other tree-like containers

- ◆ `multimap`

- ◆ can contain more than one entry (e.g. phone number) per key

- ◆ `set`

- ◆ unordered container, each entry occurs only once

- ◆ `multiset`

- ◆ unordered container, multiple entries possible

- ◆ extensions are no problem

- ◆ if a data structure is missing, just write your own
- ◆ good exercise for understanding of containers

Search operations in trees

- ◆ In a `map<K,V>`, `K` is the key type and `V` the mapped type
 - ◆ Attention: iterators point to pairs
- ◆ In a `map<T>`, `T` is the key type and also the `value_type`
- ◆ Fast $O(\log M)$ searches are possible in trees:
 - ◆ `a.find(k)` returns an iterator pointing to an element with key `k` or `end()` if it is not found.
 - ◆ `a.count(k)` returns the number of elements with key `k`.
 - ◆ `a.lower_bound(k)` returns an iterator pointing to the first element with **key $\geq k$** .
 - ◆ `a.upper_bound(k)` returns an iterator pointing to the first element with **key $> k$** .
 - ◆ `a.equal_range(k)` is equivalent to but faster than `std::make_pair(a.lower_bound(k), a.upper_bound(k))`

Search example in a tree

◆ Look for all my phone numbers:

◆ // some typedefs

```
typedef multimap<std::string, int> phonebook_t;  
typedef phonebook_t::const_iterator IT;  
typedef phonebook_t::value_type value_type;
```

// the phonebook

```
phonebook_t phonebook;
```

// fill the phonebook

```
phonebook.insert(value_type("Troyer", 32589));
```

```
...
```

// search all my phone numbers

```
pair< IT, IT> range = phonebook.equal_range("Troyer");
```

// print all my phone numbers

```
for (IT it=range.first; it != range.second;++it)  
    cout << it->second << "\n";
```

Almost Containers

- ◆ C-style array
- ◆ `string`
- ◆ `valarray`
- ◆ `bitset`

- ◆ They all provide almost all the functionality of a container
- ◆ They can be used like a container in many instances, but not all
 - ◆ `int x[5] = {3,7,2,9,4};`
`vector<int> v(x,x+5);`
 - ◆ uses `vector(first, last)`, **pointers are also iterators!**

The generic algorithms

- ◆ Implement a big number of useful algorithms
- ◆ Can be used on any container
 - ◆ rely only on existence of iterators
 - ◆ “container-free algorithms”
 - ◆ now all the fuss about containers pays off!
- ◆ Very useful
- ◆ Are an excellent example in generic programming
- ◆ We will use them now for the Penna model
That’s why we did not ask you to code the Population class for the Penna model yet!

Example: `find`

- ◆ A generic function to find an element in a container:

```
◆ list<string> fruits;
  list<string>::const_iterator found =
    find(fruits.begin(), fruits.end(), "apple");
  if (found==fruits.end()) // end means invalid iterator
    cout << "No apple in the list";
  else
    cout << "Found it: " << *found << "\n";
```

- ◆ `find` declared and implemented as

```
◆ template <class In, class T>
  In find(In first, In last, T v) {
    while (first != last && *first != v)
      ++first;
    return first;
  }
```

Example: `find_if`

- ◆ takes predicate (function object or function)

- ◆

```
bool favorite_fruits(const std::string& name)
{ return (name=="apple" || name == "orange");}
```

- ◆ can be used with `find_if` function:

- ◆

```
list<string>::const_iterator found =
    find_if(fruits.begin(), fruits.end(), favorite_fruits);
if (found==fruits.end())
    cout << "No favorite fruits in the list";
else
    cout << "Found it: " << *found << "\n";
```

- ◆ `find_if` declared and implemented as as

- ◆

```
template <class In, class Pred>
In find_if(In first, In last, Pred p) {
    while (first != last && !p(*first) )
        ++first;
    return first;
}
```

Member functions as predicates

- ◆ We want to find the first pregnant animal:

- ◆

```
list<Animal> pop;  
find_if(pop.begin(), pop.end(), is_pregnant)
```

- ◆ This does not work as expected, it expects

- ◆

```
bool is_pregnant(const Animal&);
```

- ◆ We want to use

- ◆

```
bool Animal::pregnant() const
```

- ◆ Solution: `mem_fun_ref` function adapter

- ◆

```
find_if(pop.begin(), pop.end(),  
        mem_fun_ref(&Animal::pregnant));
```

- ◆ Many other useful adapters available

- ◆ Once again: please read the books before coding your own!

push_back and back_inserter

◆ Attention:

```
◆ vector<int> v,w;
  for (int k=0;k<100;++k){
    v[k]=k; //error: v is size 0!
    w.push_back(k); // OK:grows the array and assigns
  }
```

◆ Same problem with copy:

```
◆ vector<int> v(100), w(0);
  copy(v.begin(),v.end(),w.begin()); // problem: w of size 0!
```

◆ Solution1: vectors only

```
◆ w.resize(v.size()); copy(v.begin(),v.end(),w.begin());
```

◆ Solution 2: elegant

```
◆ copy(v.begin(),v.end(),back_inserter(w)); // uses push_back
```

◆ also push_front and front_inserter for some containers

Penna Population

- ◆ easiest modeled as

 - ◆ `class Population : public list<Animal> {...}`

- ◆ Removing dead:

 - ◆ `remove_if(mem_fun_ref(&Animal::is_dead));`

- ◆ Removing dead, and others with probability N/N_0 :

 - ◆ `remove_if(Animal_dies(N/N0));`

 - ◆ where `Animal_dies` is a function object taking N/N_0 as parameter

- ◆ Inserting children:

 - ◆ cannot go into same container, as that might invalidate iterators:

```
vector<Animal> children;
for(const_iterator a=begin();a!=end();++a)
    if(a->pregnant())
        children.push_back(a->child());
copy(children.begin(),children.end(),
    back_inserter(*this));
```


The binary search

- ◆ Searching using binary search in a sorted vector is $O(\ln N)$
- ◆ Binary search is recursive search in range $[\text{begin}, \text{end}[$
 - ◆ If range is empty, return
 - ◆ Otherwise test $\text{middle} = \text{begin} + (\text{end} - \text{begin}) / 2$
 - ◆ If the element in the middle is the search value, we are done
 - ◆ If it is larger, search in $[\text{begin}, \text{middle}[$
 - ◆ If it is smaller, search in $[\text{middle}, \text{end}[$
- ◆ The search range is halved in every step and we thus need at most $O(\ln N)$ steps

Example: lower_bound

```
template<class IT, class T>
IT lower_bound(IT first, IT last, const T& val) {
    typedef typename iterator_traits<IT>::difference_type dist_t;
    dist_t len = distance(first, last); // generic function for last-first
    dist_t half;
    IT middle;
    while (len > 0) {
        half = len >> 1; // faster version of half=len/2
        middle = first;
        advance(middle, half); // generic function for middle+=half
        if (*middle < val) {
            first = middle;
            ++first;
            len = len - half - 1;
        }
        else
            len = half;
    }
    return first;
}
```

Algorithms overview

◆ Nonmodifying

- ◆ `for_each`
- ◆ `find`, `find_if`,
`find_first_of`
- ◆ `adjacent_find`
- ◆ `count`, `count_if`
- ◆ `mismatch`
- ◆ `equal`
- ◆ `search`
- ◆ `find_end`
- ◆ `search_n`

◆ Modifying

- ◆ `transform`
- ◆ `copy`, `copy_backward`
- ◆ `swap`, `iter_swap`,
`swap_ranges`
- ◆ `replace`, `replace_if`,
`replace_copy`,
`replace_copy_if`
- ◆ `fill`, `fill_n`
- ◆ `generate`, `generate_n`
- ◆ `remove`, `remove_if`,
`remove_copy`,
`remove_copy_if`
- ◆ `unique`, `unique_copy`
- ◆ `reverse`, `reverse_copy`
- ◆ `rotate`, `rotate_copy`
- ◆ `random_shuffle`

Algorithms overview (continued)

◆ Sorted Sequences

- ◆ `sort, stable_sort`
- ◆ `partial_sort, partial_sort_copy`
- ◆ `nth_element`
- ◆ `lower_bound, upper_bound`
- ◆ `equal_range`
- ◆ `binary_search`
- ◆ `merge, inplace_merge`
- ◆ `partition, stable_partition`

◆ Permutations

- ◆ `next_permutation`
- ◆ `prev_permutation`

◆ Set Algorithms

- ◆ `includes`
- ◆ `set_union`
- ◆ `set_intersection`
- ◆ `set_difference`
- ◆ `set_symmetric_difference`

◆ Minimum and Maximum

- ◆ `min`
- ◆ `max`
- ◆ `min_element`
- ◆ `max_element`
- ◆ `lexicographical_compare`

Exercise

- ◆ Code the population class for the Penna model based on a standard container
- ◆ Use function objects to determine death

- ◆ In the example we used a loop.
 - ◆ Can you code the population class without using any loop?
 - ◆ This would increase the reliability as the structure is simpler!

- ◆ Also add fishing in two variants:
 - ◆ fish some percentage of the whole population
 - ◆ fish some percentage of adults only

- ◆ Read Penna's papers and simulate the Atlantic cod!
Physica A, **215**, 298 (1995)

stream iterators and Shakespeare

- ◆ Iterators can also be used for streams and files

- ◆ `istream_iterator`

- ◆ `ostream_iterator`

- ◆ Now you should be able to understand Shakespeare:

```
int main()
{
    vector<string> data;
    copy(istream_iterator<string>(cin), istream_iterator<string>(),
        back_inserter(data));
    sort(data.begin(), data.end());
    unique_copy(data.begin(), data.end(), ostream_iterator<string>(cout, "\n"));
}
```

Summary

- ◆ Please read the sections on
 - ◆ containers
 - ◆ iterators
 - ◆ algorithms
- ◆ in Stroustrup or Lippman (3rd editions only!)
- ◆ Examples of excellent class and function designs
- ◆ Before writing your own functions and classes:
Check the standard C++ library!
- ◆ When writing your own functions/classes:
Try to emulate the design of the standard library
- ◆ Don't forget to include the required headers:
 - ◆ `<algorithm>`, `<functional>`, `<map>`, `<iterators>`, ... **as needed**